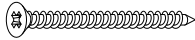

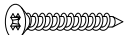




















Instrução de Montagem

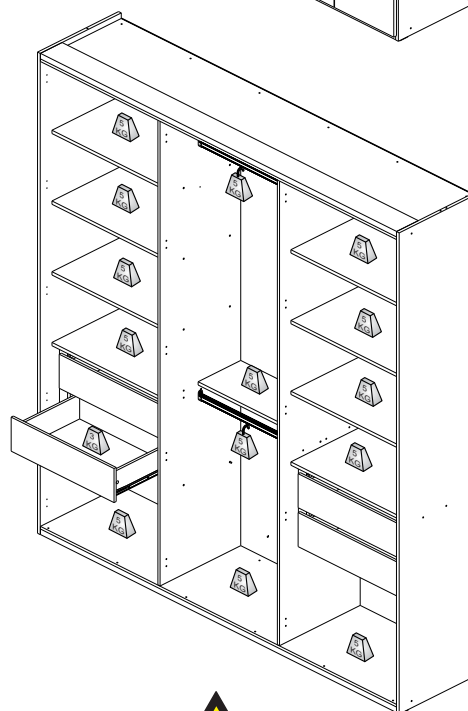
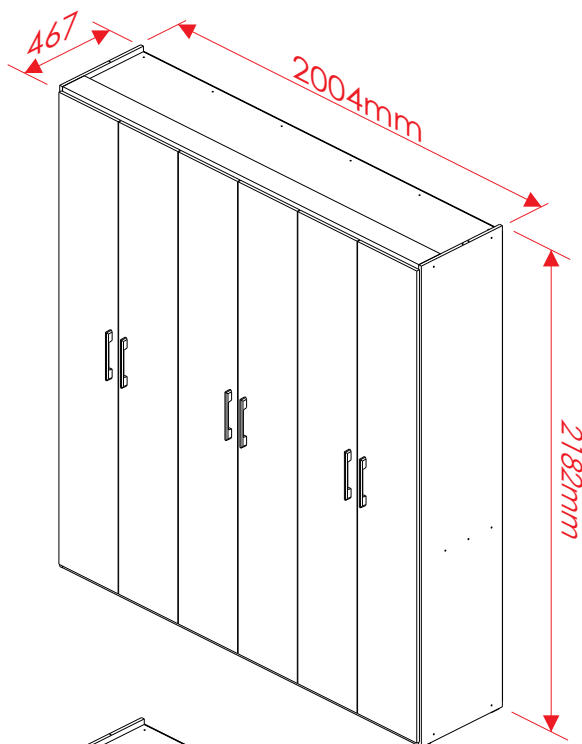
LOJA **Rudnick**

www.lojarudnick.com.br

Acessórios

A	18201442		4,0 x 50	28
B	18201506		4,0 x 40	24
C	18200142		4,0 x 30	34
D	18201122		3,5 x 12	60
E	18401118		Mini Girofix	16
F	18401119		Tambor Mini Girofix	16
G	10500001		Ø6,0 x 30	44
H	18302765		Cor Paina Tapa Furo 18mm	24
I	18306292		Cor Paina Tapa Furo 13mm	74
J	18306085		Cor Branco Tapa Furo 13mm	22
K	18401241		Chapa União	24
L	18404575		Suporte Cabideiro	06
M	18400926		Corrediça Metálica	04
N	18100006		Prego 10 x 10	144
O	18300569		RV8	04
P	18302608		Sapata	12
Q	18437864		Suporte Prateleira	24
R	18201508		4,0 x 30	12
S	18201120		M4 x 25	20
T	18201339		4,0 x 14	140
U	18437867		Vara de Cabide	03
V	16420725		Puxador	06
W	18509797		Dobradiça Alta	30
X	18408727		Porca Sextavada	20

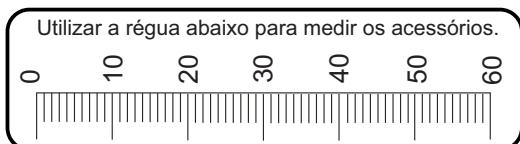
Guarda-Roupa Flexy



Atenção!

Pesos máximos recomendados com cargas uniformemente distribuídas.

Utilizar a régua abaixo para medir os acessórios.



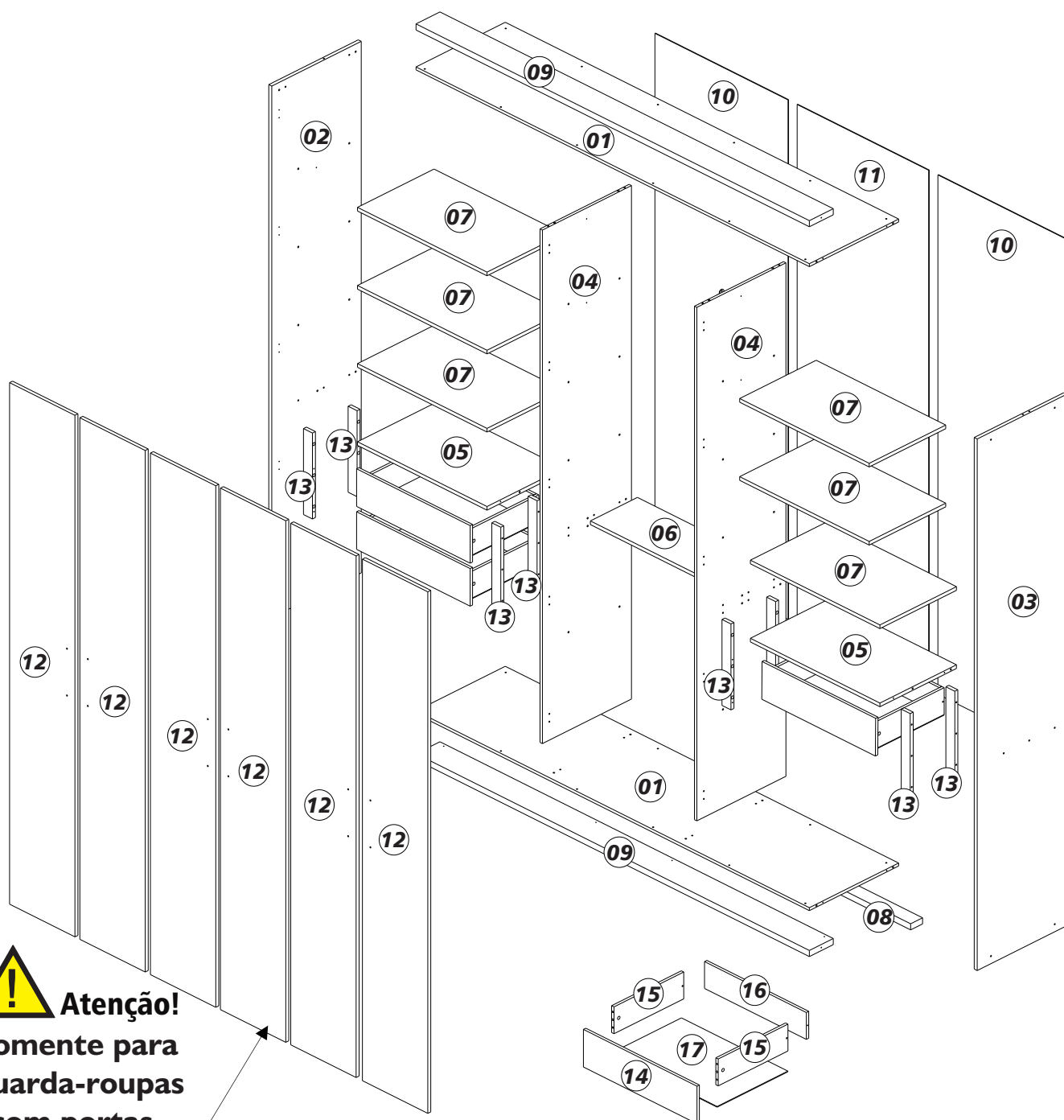
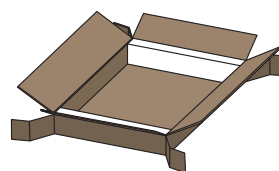
Componentes

N.	Componentes	Código	Quant.
01	Tampo/Fundo	T17971	02
02	Lateral Esquerda	L09103A	01
03	Lateral Direita	L09103B	01
04	Divisão	D03435	02
05	Tampo Gaveta	T17972	02
06	Tampo Estreito	T17973	01
07	Prateleira Móvel	J06078	06
08	Rodapé Traseiro	X17177	01
09	Complemento Frontal	N01064	02
10	Traseira Lateral	F06000	02
11	Traseira Central	F06001	01
12	Porta	P23566	06
13	Cleat	S02526	08
14	Frente de Gaveta	E07975	04
15	Lateral de Gaveta	G07179	08
16	Traseiro de Gaveta	G07194	04
17	Fundo de Gaveta	U02701	04




Atenção!

Forrar o chão com o papelão das embalagens para efetuar a montagem




Atenção!
Somente para Guarda-roupas com portas.


Componentes - Peças




01 - 1974x448x12mm - 2x




02 - 2177x449x15mm - 1x




03 - 2177x449x15mm - 1x



04 - 2103x447x12mm - 2x



07 - 650x384x15mm - 6x




06 - 650x236x15mm - 1x




05 - 650x384x15mm - 2x




08 - 1974x60x25mm - 1x



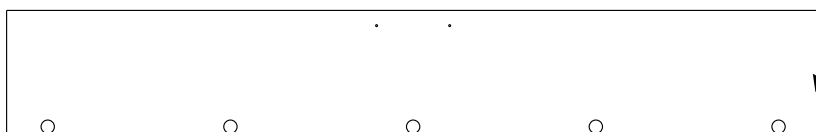
09 - 1974x120x25mm - 2x



10 - 2127x668x3mm - 2x



11 - 2127x660x3mm - 1x



12 - 2136x328x15mm - 6x




13 - 352x45x15mm - 8x



14 - 570x154x12mm - 4x



15 - 350x110x12mm - 8x



16 - 511x110x12mm - 4x



17 - 534x355x3mm - 4x


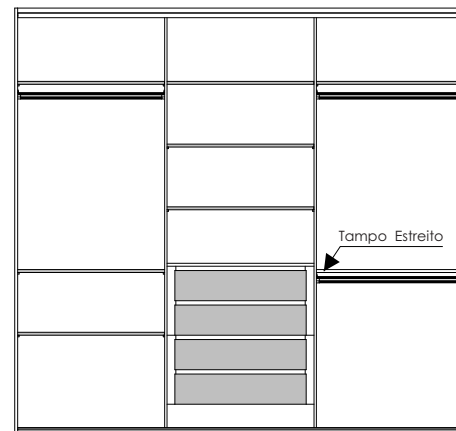
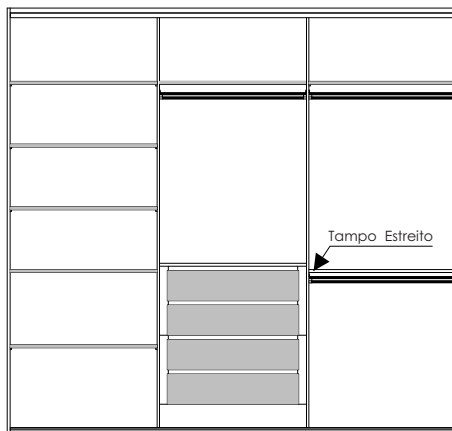
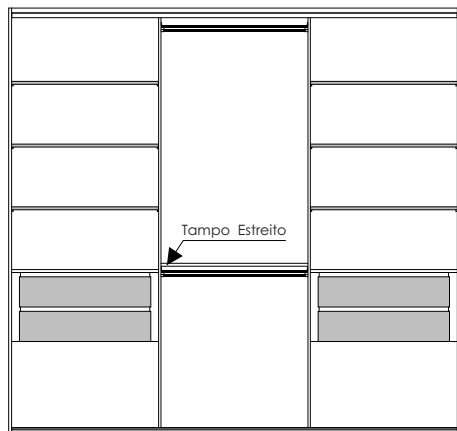


Atenção!
Somente para
Guarda-roupas
com portas.

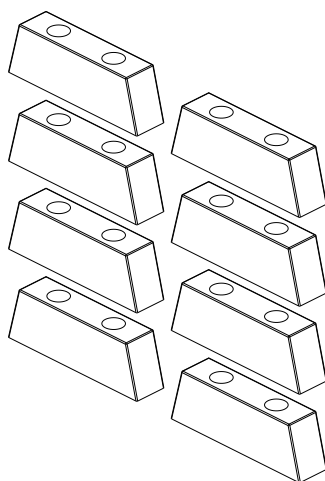
Opções de Montagem

Atenção

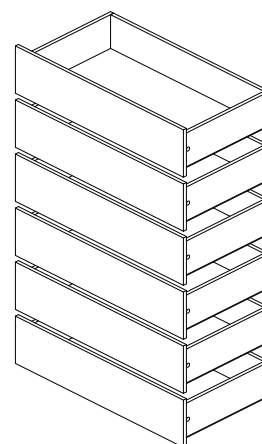
Este armário possui algumas opções de montagem que estão disponíveis abaixo. Após escolher a opção desejada, escaneie o código QR ao lado para acessar o esquema de montagem.



Caso tenha adquirido a versão com espelhos, acesse o esquema de montagem das portas com o código QR ao lado.



Caso tenha adquirido a versão com pés, acesse o esquema de montagem com o código QR ao lado.



Caso tenha adquirido a versão 6 gavetas, acesse o esquema de montagem com o código QR ao lado.



Atenção!

Para acessar o vídeo de montagem, você deve abrir a câmera do seu celular e apontá-la para o código QR ao lado.

